



Summer/Fall 2007
Volume 9, Number 2&3

2007 POCI Convention in Tulsa, OK



And the Safari Gang was there....

Custom Safari Chapter

Pontiac Oakland Club International

From the Prez's Garage

By Steve Cook

I would like to wish a warm summertime greeting to all my fellow Custom Safari Chapter members and pre-holiday best wishes to everyone. It was great to see many of our club at the recent 2007 Convention in Tulsa, OK. I think a fine time was had by all. The weather cooperated with unusually pleasant temps for mid-July. Larry Crider and the Indian Nations Chapter did an outstanding job of organization; they kept us well entertained, well fed, and all for very reasonable 2007 prices. I will go on record as boasting the Banquet meals as two of the best I have ever had.

Our annual Custom Safari Chapter meeting was well attended, and included a surprise guest speaker, John Sawruk. He gave an informative talk that covered the safety hazards of using radial tires on older non-radial rims, modern oils and oil additives, a brief history of the Oakland/Pontiac Automobile Company, and many other short features. We all appreciated John sharing with us some of the wealth of information he carries in his head.

Robin Petry put a valiant effort into setting up a conference phone line so that non-attendees could participate in the meeting, but due to difficulty with the Hotel Media system and the huge expense, the program was cancelled. Robin did get Rich Pye on her cell phone so that he was able to participate in the entire meeting, especially on the decisions that needed to be made regarding how the future issues of "Safari News" will be published. A major policy issue regarding donations was discussed and decided at this meeting, so be sure to read about both of these in the Minutes of the Meeting elsewhere in this issue.

Our Dinner Cruise to Freddie's Bar-B-Que Steakhouse in Sapulpa, Ok. was a huge success, no deaths, just one casualty. Lou's friend Kurt from Old Stillwater Garage overdosed on Tabouly and paid the price. We had 31 people and 10 classic cars attend. Waitress Patti, who efficiently served all 31 people with 1 bus assistant, amazed us. My wife Andrea complimented her afterwards, and she replied in her Oklahoma drawl "Honey, I've been doin' this for 30 years and it ain't my first Rodeo". Yee ha!

Congratulations to the many CSC members that won awards in both the Popular Vote and Points Judged categories this year. Our ever-efficient Robin kept record of them for recognition elsewhere in this issue. Chapter Specialty Awards went to Carl and Darlene Loftis for "Best Club Car" (Award Plaque and name on Traveling Trophy) and to Jack and Jill White for "Long Distance - Driven" (free 1 year membership), for driving 1457 miles to Tulsa.

A special "Heads Up" congratulations goes out to Noel and Starr Evans, their 1957 Safari was used as the model to create the artwork for a US Postage stamp that will be released in 2008 as part of the USPS Classic Car Series.

Until next issue, keep it under a hundred and between the lines.

Steve Cook, "The Prez".

Behind the Wheel in the Editor's Seat

By Rich Pye

Hello Everyone,

It's been awhile since I sat down to write a newsletter. I had a little physical setback with a lower back disk problem, which has prevented me from "sitting down" to work on the newsletter and more importantly working on my Safari! Things are getting better, so here it is.

You'll notice a couple of things about this newsletter. One, it's larger than normal since I combined the Summer and Fall issues together. Also it's officially in Black & White now to cut the cost of printing. As always these are available at www.customsafari.org in full color for your viewing and printing pleasure. This issue in particular will look good in color on-line with all the pictures from the convention.

As Robin wrote in the convention meeting minutes, I was able to conference in on the chapter meeting at the convention from my office. I want to thank her for using her personal cell phone for over an hour to allow me to do that. We had a great presentation from John Sawruk (highlights found in an article in this newsletter), and some good chapter discussion. President Steve Cook did a good job of getting us to make some important decisions. It also sounds like we had a great turnout at the Dinner Cruise and everyone had a good time. Now how many people can we get to go to South Dakota? It's beautiful country out there and well worth the trip.

Some other good stuff in this issue includes a vintage Safari News issue from 1978 that discusses the painting of the "dip". Also an article on care car tips and how to get that "baby bottom smooth" finish on your classic. Also please note that I've included an insert for 2008 renewal and Safari Member of the Quarter. At the chapter meeting everyone wanted that feature to continue. Here's the problem, I don't have any unused forms or if I do, they're either lost in my office or outdated. So please, if you haven't filled one out before or yours hasn't been used, please do so, and include a couple of pictures with your renewal. A little article would be nice also, but not required at the same time!

Speaking of articles. We're hoping in the next issue to get an article from Larry Gorden regarding the differences between the Pontiac and Chevy Outside Visors. Larry, Gary Parker and myself having been swapping emails along with some non-members to nail those differences down. Larry has led the investigation and is gathering photos and instructions to share with others. That's what makes a good club, research and sharing, so thanks to all involved.

On my '57 Safari front, we were able to make some remarkable progress with getting the exterior presentable. As some of you know the paint on my car was done in 1992, but the car was stored outside (don't ask, I didn't own it then). The finish was oxidized badly and little beads of rust were forming on the hood and roof. A couple of buddies and I decided to try wet-sanding and rubbing it out. We started with a small spot, which led to the entire car. The results were amazing. It's not show quality, but very presentable. More to come in the next newsletter.

Until then, enjoy your fall drives and I hope your heaters work!



Rich

CSC Chapter Roster

First Name	Last Name	Address	City	State	Zip	Telephone #
Arch & Carol	Archangeault	5630 Avondale Drive	Bowie	MD	20715	301-464-2822
Tony & Helene	Bardelli	109 Stonefield Drive	Cranberry TWP	PA	16066	724-779-0085
Jim & Sandy	Bowers	7924 S. State Road 61	Monroe City	IN	47557	812-743-2949
Louie & Carolyn	Brown	102 Morningside Drive	Wichita	KS	67218	316-685-0540
Lou & Paulette	Calasibetta	913 Main Street, P.O.Box 46	Stillwater	NJ	07875	573-383-2001
Harold & Carol	Cary	2315 19th SW	Mason City	IA	50401	641-424-2663
Robin	Clark	7254 San Francisco Street	Highland	CA	92346	909-862-4305
Steve & Andrea	Cook	16565 Lancaster Est.	Grover	MO	63040	636-458-6729
Dan & Carla	Dickey	1591 E. Island Lake Drive	Shelton	WA	98584	360-426-3156
Noel & Starr	Evans	10 Church Hill Road	Washington Depot	CT	06794	860-868-7723
Donn & Mary	Fallenbucher	PO Box 2476	Lake Havasu City	AZ	86405	928-716-4489
Greg & Liana	Fisher	3226 Shandon Road	Rock Hill	SC	29730	803-329-7480
Eric & Julie	Foehr	15 Standish Road	New Milford	CT	06776	203-354-1871
Rich & Pam	Gabrielson	5762 Bellflower Drive	Newark	CA	94560	510-794-4334
Bob & Cindi	Garacochea	1360 Morningside Way	Venice	CA	90291	310-396-6830
Susan & Jim	Gestwicki	855 Blackbird Landing Road	Townsend	DE	19734	302-653-8010
Larry & Julia	Gorden	12501 East Avenue H	Lancaster	CA	93535	661-946-1646
Paul and Margie	Gore	907 Liberal	Dalhart	TX	79022	806-333-2597
Michael & Bernice	Green	11 Amber Sky Dr	Rancho PalosVerdes	CA	90275	310-377-6900
Lloyd & Shirley	Hahn	6468 Highway 83	Condon	MT	59826	406-754-2228
William & Oda	Hanners	15168 Sam Snead Lane	Ft. Myers	FL	33917	239-543-3510
John & Vickie	Hartman	4204 Highland Hills Street	Bakersfield	CA	93308	661-392-7904
John & Marilyn	Havens	3785 100th ST. S.E.	Caledonia	MI	49316	616-891-0035
Weston	Hook	2046 Soledad Ave	LaJolla	CA	92037	858-454-2340
Jack & Liz	Johnson	15525 S. Rolling Ridge Drive	Lordes Lake	AZ	86333	602-576-6512
Bob & Teri	Johnson	1634 Tonia Court	Riverside	CA	92506	951-789-5842
Randy	Kerdoon	22287 Mulholland Hwy # 383	Calabasas	CA	91302	818-665-9113
Doug	Kline	9878 Road I-9	Ottawa	OH	45878	
Larry & Tange	Krause	3703 Newcrest Point	San Diego	CA	92130	858-793-0618
Stephen and Lori	Lee	404 Greeley St.	Nashua	IA	50658	641-435-4927
Carl & Darlene	Loftis	54 W. Forest Trail	Freesoil	MI	49411	231-464-5898
Brian	Mertens	50 Cramer Street	N. Tonawanda	NY	14120	716-692-1564
Luke & Kathy	Miller	11933 County Road G	Caledonia	WI	53108	262-835-4767
Marvin	Morton	622 Avenue C	Redondo Beach	CA	90277	310-540-4621
Michael & Suzanne	Nible	P.O. Box 496	Black Diamond	WA	98010	360-886-2089
Jonny	Nilsson	Strandvagen 25, S-28772	Traryd	Sweden		0046-433-62669
Gary & Dee Ann	Parker	63 Sandstone Drive	Spencerport	NY	14559	585-352-1293
Mark & Robin	Petry	2806 Scarlett Drive	Augusta	GA	30909	706-736-3392
Ronn & Pat	Pittman	1024 S Raddant Road	Batavia	IL	60510	630-879-7393
Zach	Platt II	6158 2nd Avenue South	Saint Petersburg	FL	33707	727-344-2992
Ray	Pose	54 Harrison Street	Staten Island	NY	10304	718-981-7801
Rich & Paige	Pye	436 LaDue Road	Brockport	NY	14420	585-637-2720
Alan	Rogers	1012 NE Shady Lane	Kansas City	MO	64118	816-436-9008
Chris	Rogers	1393 Story Road	San Jose	CA	95122	408-295-6318
John & Joanne	Snelgrove	408 San Bernardino Avenue	Newport Beach	CA	92663	949-642-7089
Larry & Debbie	Strain	775 Palm Ave.	Penngrove	CA	94951	707-795-5283
Ed	Vassar	2830 County Rd. 88C	Dunnigan	CA	95937	530-724-0154
Ray & Lynn	Vickers	800 Echo Lane	Farmington	NM	87401	505-327-9406
Dennis & Sharen	Wagner	16 White Bear Avenue S.	St. Paul	MN	55106	651-731-0061
Jay and Trish	Ward	1200 Park Avenue	Emeryville	CA	94608	510-685-1422
Bird & Norm	White	P.O. Box 444	Minden	NV	89423	775-265-2257
Jack & Jill	White	64 Castle Heights	Deep River	CT	06417	860-526-9748
Dwight & Nancy	Whitmire	3153 Clarks Bridge Rd	Gainesville	GA	30506	770-532-8124
Art & Kathy	Winters	516 W Third Street	Washington	MO	63090	636-390-3264
Kelly & Robin	Wood	280 N. 1275 E	Layton	UT	84040	801-544-9714
Barry	Zalesky	7535 Horrocks St -2nd Flr	Philadelphia	PA	19152	215-722-3717

Car Care Tips

By Steve Cook

Over the years, I'm sure most of us have had to contend with paint overspray or tree sap on our show car paint finish. You give the car a good wash and find to your dismay that the finish feels like sandpaper and a closer inspection reveals specs the size of periods (.....) all over everything. I have had to remedy this many times over the years, and have plenty of (unwanted) do-it-yourself experience. Here is the best do-it-yourself system:

For the paint, buy a Mothers Clay Bar Kit. Available at NAPA or O'Reilleys and other fine auto parts shops. Don't buy Turtle Wax Clay Bar Ice. It is useless; I returned a bottle for credit. Don't buy the purple clay bar, (can't remember who makes it), because it digs in and is streaky. Spend \$14.95 and get the Mothers Clay Bar Kit. The good clay bar is yellow.

Have the car washed and dried. Be out of the sun, preferably inside, (no heater needed, this process keeps you warm). Knead the clay bar in your fingers, and mold it into a block to fit your grip. Wet a spot on the paint finish about 2 ft. square with a detailer such as Meguires Quick Detailer or the Mothers Showshine spray that came in the kit. Then lightly stroke the claybar around in the wet spot, just sort of pushing the wetness around. Too much pressure causes the claybar to dig in and leave a crayon like mark that has to be vigorously rubbed off with a cloth. Keep it good and wet as a lubricant. Use just enough pressure to not dig in. After you have been over the entire wetted patch, wipe with a dry clean cotton cloth. I use my old flannel shirts, ripped up. When you lightly caress the dry



area with your finger tips, it will now feel smooth as a baby's behind! Knead the claybar again and start on the next area until you have been over the entire finish, kneading as you go. The paint will be ready for a fresh coat of wax when you are done.

For the overspray/sap on the glass, use Rain-Ex. Fold up a regular paper towel into a tight square, apply Rain-Ex to the glass, and scrub away. You can feel a drag as you rub off contaminants. When the towel slides over the glass, they are gone. There will be a hazy

residue left on the glass that you hand buff off with a clean, soft, cotton rag. The glass will be glass smooth and have a like new shine.

To clean your brightwork such as stainless and chrome, use Meguires Medal Restorer or Mothers Mag & Aluminum Polish per the simple instructions on the container.

I spent the Saturday after the Tulsa Convention cleaning the white overspray off of my '63 Grand Prix and I don't know if I am proud or embarrassed to admit that the car is cleaner and shinier now than it was on the showfield. My veins are flowing better, my heart feels stronger, my chest and arm muscles feel pumped. Go for it!

CSC Chapter Meeting



*Custom Safari Chapter Meeting Minutes
POCI National Convention
Tulsa, OK
July 11, 2007*

Members Present: Steve Cook, Andrea Cook, Robin Petry, Mark Petry, Gary Parker, Carl Loftis, Jack White, Jill White, Noel Evans, Starr Evans, Lou Calasibetta: by conference call Rich Pye

Guests Present: Roger Lachele, Curt Stechert, Paul Gore, John Sawruk

President, Steve Cook called the meeting to order at 8:35am. Members and guests introduced themselves.

John Sawruk asked to speak to the group. He shared information regarding Safari build locations, oil and fuel related concerns, and radial tire issues. The full details are located in this newsletter.

CSC Chapter Meeting

Treasurer Report:

Starting balance \$519.71

2007 Expenses to date: 308.17

2007 Income to date: 774.00

Balance to date: 986.54

As of July 10, 2007 48 members

Membership: The group discussed membership ideas. The following were suggested: Contact Ebay buyers/sellers about CSC; work to get more club articles in the Smoke Signals; Members need to be proactive in giving contact information of potential members and have information sent by the secretary/treasurer and newsletter sent to them.

Newsletter Printing/Cost: Rich Pye discussed formats he has used to save cost (larger size in Black/White, smaller size in color). After discussion, it was agreed upon by the group to keep the larger size in black and white. The color version is available on the website for any member to download and print.

Dues: After discussion, the group voted to increase the dues starting next year to \$21. This will help cover the cost of printing 4 newsletters per year.

Newsletter: Keep sending items to Rich Pye. He needs pictures of members cars. Members want the "Safari Member of the Quarter" continued. Robin can email the forms out to members to send them to Rich. Starr emphasized we want pictures of members with their car. Curt Stechert has pictures of Lou Calasibetta's car at a museum.

Safari Dinner Cruise: This year we are trying a dinner cruise rather than a breakfast to see if more members can go. Steve Cook has made reservations at Freddie's Restaurant for Friday. We will meet at 5pm out at the lower level of the hotel. You can invite others.

The chapter will meet on Saturday, 12p, at the Custom Safari popular vote class section to vote on the "Best Safari" here at the meeting and to have a group picture taken.

After discussion, a motion was made by Starr Evans and seconded by Lou Calasibetta for the chapter to not sponsor general classes or charitable donations.

Steve Cook asked for a volunteer to attend the POCI President's meeting since he had to be at a Points Judges meeting. Noel Evans volunteered to attend for him.

CSC Chapter Meeting

Discussion and motion was made and passed to have officers and directors serve a 3 year term.

Steve Cook plans to talk to directors Ed Vassar and Ronn Pittman to make sure they want to continue to serve as directors.

Steve reminded everyone who had a car in the show to be aware of the new fire extinguisher rules so they would not be caught unaware come show day.

Mark Petry shared how he made a "homemade" set of Pontiac wire wheel covers.

Questions about oil and Rotella T were discussed among the group.



The meeting was adjourned by Steve Cook at 10am.

*Respectfully submitted,
Robin Petry
Secretary/
Treasurer*

John Sawruk Ponti-yakin



1. *Research has indicated that not all Pontiac bodies were built at their final assembly plants and that includes Station Wagons. Bodies marked BL were built in Linden, NJ; bodies marked CL in Cleveland, OH on Coit Rd., where it appears many 1949-58 station wagon bodies were built. More research is underway regarding this finding.*
2. *Fuel: As 10% Ethanol fuel becomes used more that will become a problem for older cars. None of them were made to run on Ethanol. It causes them to automatically run lean = hot = problems. It is very corrosive to the metal parts of the fuel system. If you have to use any fuel with Ethanol you should add Isopropyl Alcohol dry gas to get the water out of the tank. Another issue with fuels is the octane. Shell/Chevron/Texaco are excellent fuels. 93 Pump Octane is probably Research Octane 98. Use an octane booster with no methanol or MMT. Use Racing gas/ mix to right proportions to get 100 RON. Modern rubber fuel hose is a must. Original fuel hose may have a smaller outer diameter so the original clamps may be too small for modern hose.*
3. *Oil: No synthetic oils in traditional Pontiac V-8's. Suitable viscosity: Early V8 20WT, others 10w30 or straight 30 WT. Look in your Owner's Manual to see what is recommended for your vehicle. No 10w40, etc. should be used. Diesel oils now having ZDP eliminated. Rotella changed to SM January 1st. Old bottles say SL. To find SL, look at non-auto places that sell oil and would have slow stocking turnover*
4. *Tires: Some data indicates radial tires on vehicles not designed for them may affect the suspension. Radial tires = more force between the tire and road so the load/force has to go somewhere in the vehicle = stress/fatigue failure of some weak link in the suspension system. Wheels suitable for use with radial tires are thicker steel with revised rim/bead geometry. One person reported wheels marked "Suitable for use with radial tires." The 1973 SAE Handbook says to check with the wheel supplier for suitability. (Tough to do). (Separately, "Auto Restorer" recently reported major issues with wheels not designed for radial tires being used with radial tires). There are modern tires that are not radial. Tire tread pattern is not supposed to be symmetrical so it breaks up "ridge nibble".*

CSC Dinner Cruise



***Above:** CSC Member cars line-up for the "Dinner Cruise", a first for the chapter. **Below:** Everyone piling out of their cars to get to the food at Freddie's Restaurant.*



CSC Dinner Cruise



Above and Below: Waiting for orders to be taken and delivered at Freddie's Restaurant. Safarians are known to be patient and happy people!



CSC Dinner Cruise



Above: More smiling and patient CSC Members. Below: Dinner's over and the group is heading out.



Custom Safari Popular Vote



Above and Below: The popular vote Custom Safari class had 4 cars. From left to right are Gary Parker's 1955 CS, Jack and Jill White's 1957 Transcontinental, Noel and Starr Evans' 1955 CS, and unknown non-member's 1955 CS.



Convention Swap Meet



Above: Darlene and Carl Loftis setting up their spaces at the swap meet. Below: Jack White with a happy grin as he wanders through the potential treasures.



Convention Happenings



Above: Al, Gary Parker, and Mark Petry standing outside the Tulsa Air and Space Museum, and Mark Petry, Noel Evans and Starr Evans outside the swap meet. Below: CSC President, Steve Cook, busy judging on Points Judge day.



Convention Happenings



*Above: Lou Calasibetta checking out a 1958 Bonneville convertible. Not sure if it's his or not.
Below: Lou's 1957 Surfari, which got 1st place in the 1949-64 modified category and also Best of Show Postwar.*



Convention Awards



Above: Andrea and Steve Cook with their trophy for 2nd place in the Popular Vote 1962-69 Grand Prix for their 1963 Grand Prix 2D Hardtop. **Above Right:** Jill and Jack White with their 2nd place Popular Vote Custom Safari trophy. They also won the longest distance award for traveling 1457 miles to the convention in their 1957 Transcontinental Safari. **Below:** President, Steve Cook congratulates Carl and Darlene Loftis for winning the Custom Safari Chapter "Best Safari" award for 2007.




Convention Happenings




Above: Noel and Starr Evans' 1957 Custom Safari and Jack and Jill White's 1957 Transcontinental parked in a rest area somewhere on the way to the Tulsa, OK Poci Convention. **Below:** Pontiacs, Safaris and other classics in Freddie's Restaurant parking lot. What's that modern day GMC truck doing in the way?



Vintage Safari News



THE OFFICIAL NEWSLETTER OF THE CUSTOM SAFARI CHAPTER, PONTIAC-OAKLAND CLUB INTERNATIONAL



On safari in a '57 2dr

Well gang, it sure feels good to be back in our regular format. Last issue's departure from our customary "glove box size" newsletter was the result of a change in printers and insufficient instructions; my apologies! The one advantage to the screw up was that the National's photo page (courtesy of Mr. Whitehead's talented trigger finger) was easier to eyeball with the larger snaps. Thanks to a photographic tech tip from the graphics shop that processes our photo's, the problem of too small pictures has been solved in this issue. This issue also marks the introduction of our new "improved" banner head - the "news" has been to the plater's (and boy have the prices gone up!).

I regret to report there has been no response to the inquiry regarding chapter member's interest in reproduction door script. I guess everyone has a set; hope no one gets theirs damaged though, replacements are TUFF to locate.

There has also been no response to my request for assistance in confirming the proper paint color for the cargo area garnish moldings on my '56 Safari. Doesn't anybody have an original tan and white '56?

Happily the question of the "dip" has been authoritatively answered by chapter member Len Sokol from Ringwood, New Jersey. As per factory specification, the paint separation line on the two tone Safari's is carried horizontally along the beltline and does not descend into the sculptured dip at the main roof pillar. As Len explained, the paint separation shown at the top of the door in some early dealer books was an artist's conception drawn up long before the cars went into production and is not known to have been incorporated into general production. Although several Safari owners prefer their cars painted down into the dip, the question at issue was which is correct per factory spec's. Personally, Len prefers "not to dip". Thanks Len! Incidentally, similar artistic liberties have been taken in other literature of the period, such as Fisher Body Service News 1957, Volume 16-1 which shows a Transcontinental with chrome trim louvers on the rear doors similar to those used on the front fenders of the 57 Bonneville. Art Ruscher also reports seeing artist sketches of a 57 Bonneville with port holes in the fenders ala Buick - as he said "thank goodness those never saw production!"

page 1

Vintage Safari News

The Prez Sez!

By Steve Cory

Greetings from the sunny south! It's already that time of the year to start thinking about who will be your new chapter officers for the coming year. To save the expense of mailing a ballot, we will announce the nominees in the December newsletter and the winners in the February issue. Because of the added responsibility of the Silver Streak News (approximately 80 hrs. per issue) I'm afraid that if nominated for any position, I'll have to withdraw my name from the running (this almost sounds like a notice of intention to retire!). I don't plan on retiring from the Custom Safari Chapter, in fact I'm hoping to include more Safari articles in the Silver Streak News so the rest of the club will become more familiar with us. Anyway, give a lot of thought to whom you nominate, since they will be working for you! Please send in your nominations now to Bob Johnson. His address is on the back cover.

On a personal note - I'm sure that after reading my For Sale ad in this newsletter you're all going to give up on me. I can't believe that I'm selling my Transcontinental, but I'm afraid it's true. My wife and I have decided to move to North Carolina next summer and the car would be an extra burden for us to bear (I can't believe I'm saying this!). I'm not going to quit this chapter because hopefully this Safari-lessness will be a temporary condition that will be quickly corrected when our finances recover. In the meantime, anyone have a warm garage for a homeless restored Transcontinental?

Again, be sure to send in your officer nominations to Bob as soon as possible. We need 100% participation in everything we do!

Take care,



the parts counter

** Denotes new member

FOR SALE: 55 Safari Wagon catalog in color, \$10.50; 55 Safari Wagon folder, \$8.50; 55 used owner's manual, \$10.50; 55 used shop manual, \$15; 55 park light assembly, RH, \$15; park light rim, LH, \$7.50; 55-56 (used) good stainless steel skirts with rubber seals, \$30 pair; 56 sales catalog in color (Safair wagon included) \$12.50; 56 owners manual, \$12.50; 56 accessory book, \$6.50; 56 deluxe horn button, \$7.50; 56 corner grill bars, \$8.50 each R&L; 57 owner's manual, \$15; 57 accessory book, \$5.50; 57 sales catalog color, Safari wagon included also interior, \$12.50; all prices postpaid. Joe Oliver 3298 Maple Ave., Allegany, NY 14706



Hey Ron Pulsang, does this look familiar? This is Melvin Reed's '55 on arrival. Saved from a Nomadman.

Looks like a lot of work ahead!

FOR SALE: NORS Lenses (Globrite) 55-57 and many other years. Dealers albums, Shop manuals, Sales literature, wall pictures, many years to choose from, write your needs. Also have located a 55 Safari, some one has been picking car apart for years, need anything, write. Your wanted items will be put on file if I'm not able to fill your order. Paul Roberts, 6550 Celestine St., Dayton, Ohio 45424 PH: (513) 233-5045

FOR SALE: Anti-rattle wedges - after years of working with Safaris and Nomads to eliminate that annoying tailgate rattle, I have come up with a rubber wedge that reduces upper gate side play and does the job. Instructions for factory looking installation and shipping included. \$4.50 per pair. Bud Stowers, 8792 Quigley, Westminster, CO 80030



For all you people who figure your car isn't photo worthy until it's restored - here's a before shot of Lou Calasibetta's '57, a look at last issue will reveal how the "after" looks!

page 2

Vintage Safari News

FOR SALE: G.M.Reproduction parts. 55-57 Rocker panels, metal rust repair section, full length to rear whls, \$38 pr.; 57 tailamp hsg., rubber seal edging, \$6.25 pr.; Rubber Gasket, upper tailgate glass to frame, all years, \$19 ea.; Rubber shield, back bumper to body, specify yr, \$9 ea.; Roof Rail Weatherstrips w/metal insert, over door glass, \$42 pr.; write or call Bud Stowers.

FOR SALE: 55 Hood Bar #519985/\$25; 1 pair silver streaks #519565-566/\$18; chrome strip across back of grill #520743/\$10; Ash Tray Light Kit #984954/\$7.50; 56 - Underhood trouble light #988531/\$10; Ashtray light kits #988538/\$7.50; Front Bumper Guards #521794-795/\$30 pr; Wonderbar radio #988569 (used, chrome fair) works good \$55; Starchief Script for dash (used) good condition/\$10. All parts NOS unless noted. Send SASE to Darrell Loeffler, P.O.Box 3711, Cocoa, FL 32922 PH: (305) 636-2552 or 632-7566

WANTED: 57 Factory Air, Padded Dash any color, interior chrome trim, power window switch and bezel, and starchief script for dash. Will trade any of the parts listed for sale above. Darrell Loeffler.

WANTED: '57 Finger Tip Facts Book in good condition. Paul Roberts, 6550 Celestine St., Dayton, Ohio 45424 PH: (513) 233-5045

WANTED: Three years Storage Space for my Safari while I'm in England. Please write or call, Karen Hooper, 1008 N. 6th St., Lompoc, CA 93436 PH: (805) 735-2388

WANTED: Sponsor to fund the reproduction of 55-56 "Safari" door script, gold V-8 ornament, and 57 hood plastic emblem. Approximately \$600 initial investment per project required. Sponsor stands to double their money. My company, G.M. Reproductions, is ready and equipped to do the job. If you wait for someone else to act you may be waiting a long time for these parts. Write or call Bud Stowers, 8792 Quigley, Westminster, CO 80030 PH: (303) 428-7181

PARTING OUT: 1957 Transcontinental - has factory air, power steering. Write your needs, also have some 55 Safari parts will trade for 56 parts new or used. SSgt William Chezeskny, 374 FMS PSC #2, Box 13502, APO 96311

TRADE: 57 Fuel Injection Unit with cover (no distributor), looks to be in good condition, appears to have never been apart. Would like to trade for a Chevrolet injection unit in similar condition. Paul Roberts, 6550 Celestine Street, Dayton, Ohio 45424 PH: (513) 233-5045

Next issue:
Clues to the location of a field of Nomads and Safari's spotted by a chapter member from the air. More on Safari Storylines.

safari for sale



FOR SALE: '57 Transcontinental Safari. Totally restored with NOS chrome, has rebuilt engine and transmission, and all parts needed to rebuild the front end. Black Immron with silver top and arrow. Black and Maroon Interior, PS, PB, Factory reclining front passenger seat, Power Antenna. Four Wide Whitewall Tires - well worth the asking price of \$2800. Sorry, I can't deliver. Steve Cory, 316 NW 30th Ct., Ft. Lauderdale, FL 33311 PH: (305) 564-4137

FOR SALE: 56 Safari, complete, no rust, running good, \$1500. Maurice Eddie, Rt 1, Kalispell, Montana 59901



Here's a look at Chapter Member Art Ruscher's nice '57 Transcontinental Safari. Red and white is dynamite! This car made the long trip to San Diego from Florida in '77. No road troubles reported!

FOR SALE: 57 1/2 TC Safari, Silverbeige and white. Factory air, P.S., P.B., P.W., lighted fender ornaments, original silver leather interior w/ reclining passenger seat and adjustable head rest. This car is smooth strong and quiet: \$2800. Don DeLo, P.O.Box 8307, Longview, TX 75602 PH: (214) 278-9022 or 234-4954

WANTED: 55 Safari in rust free original condition capable of driving to Atlanta, Ga. Alex Ferdinand, 215 Elaine Dr., Roswell, GA 30075 PH: (404) 993-6858

NOTES FROM ALL OVER:

Vice Pres. Bud Stowers wrote in to pass on the following tip. The correct green engine paint for our Safari's is readily available through Martin Senour Paint or NAPA Auto Parts stores. It is available in spray cans and is Part #7888.

"Layed back Pontiac livin' in the back seat smokin' and a tokin' singin' Catalina Blues!" or "How I learned to live with the rain but hate mushrooms!"

page 3

Vintage Safari News

NOTICE:


Your Vice Pres., Bud Stowers, is now working on our Roster booklet for 1979. Since the POCI has been a family organization from the beginning, Bud would like to list the wives names along with their husbands. Any of you members who would like your wives names included please send them in now. Also any of you who have not previously sent complete info on your car to Steve Cory, send this info on a blank sheet of paper. We want: Year, Body #, Paint Code, Trim Code, Acc Code, and optional equipment. Also include

a statement regarding your cars condition, whether it's fully restored, refurbished, or original. Send the above information to Bud at 8792 Quigley St., Westminster, CO 80030 by NOV 15th.

Our tailgate letter giveaway grossed \$90 for the chapter with 15 members participating. Many members purchased more than one chance in order to better their odds, a tactic which paid off for the winner, chapter member #14 Ron Huddy from Midland Park, New Jersey, who had two chances in the hat! Congratulations Ron!

NEW MEMBERS:

#73 Jack Kenaston, Gladstone, Or. '56
#74 David Coppolino, W. Caldwell, NJ no car



Want Performance?

**SEE YOUR
PONTIAC DEALER**

THE HIGH-FASHION

ST. CHIEF CUSTOM TWO-DOOR
Safari

SAFARI NEWS is published bi-monthly by the Custom Safari Chapter of the Pontiac-Oakland Club International. Chapter Officers are: President - STEVE CORY, 316 NW 30th Ct., Ft. Lauderdale, FL 33311; Vice President - BUD STOWERS, 8792 Quigley St., Westminster, CO 80030; Secretary-Treasurer - DENNIS VACCHAN, 12530 W. Randall Park Dr., W. Miami, FL 33167. All inquiries, correspondence and new membership applications should be addressed to the President. Membership renewals to the Sec/Treasurer.



c/o BOB JOHNSON, 2028 SPRUCE, ORANGE, CA. 92668

Maybe your name was here back in 1978

Safari Search

Place your part ads here and also get them on-line
@www.customsafari.org.

Cars for Sale

1956 Safari, asking \$26,000.00. Located in the Los Angeles, CA area. Includes new power brake system, new tires, shocks and leaf springs. Paint and interior are in great condition. Contact Trudy and Richard Marcoux at 562-938-9609



Parts for Sale

1957 Pontiac: Front Brake Drums complete with Backing Plates, Shoes, Wheel Cylinders and Wheel Bearings, \$100 each; also Two Radios with Speaker Boxes, one Maroon and one Green, \$150 each; Complete Rear End Differential with 3.23 Gears, \$100; 5 Hub Caps Good Condition, \$100.....just call **Bill Hanners @ 239-543-3510, FL.**

1955 Pontiac: Parting out a 2 door Chieftain. email Rich Pye @ rpye@rochester.rr.com or phone 585-637-2720 with needs.

Wanted

1957 Safari: Stainless Spear, front of gas door. Trim under the tail lights. Call Donn Fallenbuchel, (928) 855-5494.

1957 Safari Car Wanted: If you have any leads on one, please contact Dwight at dwhitmire3153@charter.net or call cell 770-851-1010 or work 770-531-1010.

1955 Safari: Left molding rear quarter lower (drivers side) part #520522. Rear light switch, both NOS or excellent used. Please contact Harold Cary (641) 424-2663 or email at buzz@netconx.net.

1956 – 58 Safari Photos and Literature. Editor needs more photos and literature regarding the 1956 through 1958 Pontiac Safaris. Send copies or e-mail scanned items to Rich Pye.

To place a free ad to sell a car or parts or to place a want ad, send your request to Rich Pye. Your ad should be related to 1955-58 Pontiacs, and it is recommended to include photos (electronic or paper). Ads are also welcome, send a business card for Pontiac related items or services to Rich.

POCI Chapter #10

www.customsafari.org

The Custom Safari Chapter is an official international chapter of the Pontiac Oakland Club, International, Incorporated. The POCI headquarters address is: P.O. Box 539 Victor, NY 14564

Annual Dues are \$18.00. Renewals are due January 1st of each year. New member dues are prorated quarterly from January 1st. Applicants must be a current member of POCI prior to joining the chapter. Send payment to Robin Petry.

The Safari News is a quarterly publication produced by the chapter. Volume 1, Number 1 was distributed in December of 1993. A limited number of back issues are available. Write for further information.

President: Steve Cook, 16565 Lancaster Est. Dr, Grover, MO 63040

Vice President: Rich Pye, 436 LaDue Rd, Brockport, NY 14420

Secretary/Treasurer: Robin Petry, 2806 Scarlett Dr, Augusta, GA 30909

Editor: Rich Pye, 436 LaDue Rd, Brockport, NY 14420

Directors:

Eastern Region: Lou Calasibetta, Box 1957, Stillwater, NJ 078775

Central Region: Ronn Pittman, 1024 Raddant, Batavia, IL 60510

Western Region: Ed Vassar, PO Box 171, Dunnigan, CA 95937

For chapter information: Write: 436 LaDue Rd, Brockport, NY 14420, Phone: (585) 637-2720, e-mail: rpye@rochester.rr.com




SPECIALIZING IN
1955 - 1957
PONTIACS

EDWARD V. VASSAR
P.O. Box 171
Dunnigan, CA 95937

Home 530-724-0154
Cell 707-246-8826

PONTIAC SERVICE



Appraisals by RONN
certified associate IAAA
autos * trucks * toys


Ronn Pittman
1024 S. Raddant Rd.
Batavia, IL 60510
(630) 879-7393
(630) 202-1956 cell



SPEARFISH ESCAPE IN 2008

36th POCI CONVENTION

36th Annual POCI Convention
July 8 - 12, 2008 Spearfish, SD



Fremont Auto, Air, & Electric
Buy & Sell Classics - Owners

3155 A Centinard Place - Fremont, DE 19840 - (410) 353-2940